


# CONTROL UNITS

## Features

- There are three shapes: Round  $\varnothing 18$  mm ,Square 18x18mm,Rectangular 18x24mm.
- Includes push button,Illuminated push button,Selector switch,Selector switch with key,Emergency stop button,the stock mounting size is  $\Phi 16$ mm.
- Switch unit is individually separated.
- The product meets standards of IEC 60947-5-1,UL 508.
- $\varnothing 16$ mm control units use modular combination wich combine up to three switch units:can make the product meet requirement of many control circuits.
- Protective Degree :IP40.



## Specifications

Standards	EN60947-5-1,GB 14048.5	UL 508
Utilization Category	AC-12 5A 110V, 3A 220V	5A 110V-120V AC, 3A 200V-250V AC
	AC-15 3A 110V,2A 220V	3A 24V DC,1A 100-125V DC
	DC-12 5A 12V, 5A 24V,1A 110V, 0.5A 220V	Resistive Load 4A 110-120V AC
	DC-15 2A 12V,2A 24V,0.5A 110V, 0.1A 220V	Resistive Load 2.5A 200-250V AC
Approvals	CE marked	
Thermal Current (Ith)	5A	
Rated Insulation Voltage	250V AC	
Rated Impulse withstand Volt	2000V AC	
Insulation Resistance	100M $\Omega$ min. (DC 500V)	
Contact Resistance	50m $\Omega$ max. (Initial)	
Operating Temperature	Min -20°C Max 70°C	
Mech. Life Expectancy	1,000,000 Cycle min	
Electrically Life Expectancy	500,000 Cycle min	
Pollution Degree	3	

## Product Selection

H  B16  -

1 2 3 4 5 6

### 1. SERIES

HPB16 Non-illuminated

HLB16 LED illuminated

### 2. BUTTON TYPE

O  $\varnothing 18$

S 18x18

T 24x18

### 3. HEAD TYPE

F Flush Head

L Flush Head Push-Push to release

E Elevation Head

P Projecting Head Push-push to release

M Mushroom Head

G Mushroom Head Push-Push to release

R Turn To Reset Head

### 4.CONTACT BLOCKS

11 1NO/1NC

22 2NC/2NO

33 3NO/3NC (NON-LED)

HPB16 HLB16

√ √

√ √

√ √

√ √

√ -

√ -

√ -

### 5.CAP COLOR

HPB16

HLB16

R RED

R RED

G GREEN

G GREEN

Y YELLOW

Y YELLOW

S BLUE

S BLUE

W WHITE

W WHITE

B BLACK

### 6.LED BULB VOLTAGE

A AC.DC 24V

E AC.DC 110-120V

I AC.DC 220-240V

Y AC.DC 12V

Z AC DC 6V

**HIGHLY**

G13

Design, specifications are subject to change without notice.

# CONTROL UNITS

## Operating Characteristics

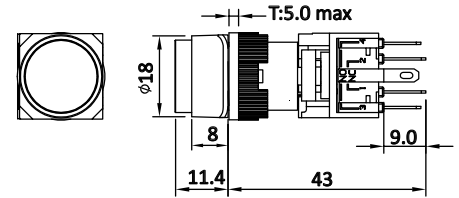
Unit: mm

Item Description Dimensions

### HPB160-E/HPB160-P



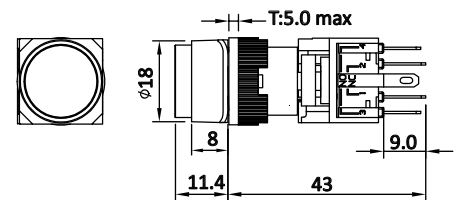
HEAD TYPE	ITEM	CAP COLOR
HPB160-E: Elevation Head	HPB160-E□R	RED
	HPB160-E□G	GREEN
HPB160-P: Elevation Head With Lock	HPB160-E□Y	YELLOW
	HPB160-E□S	BLUE
	HPB160-E□W	WHITE
	HPB160-E□B	BLACK



### HLB160-E/HLB160-P



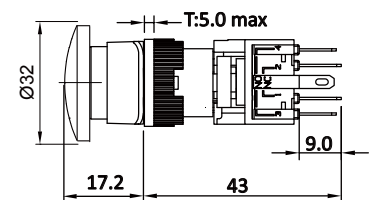
HEAD TYPE	ITEM	CAP COLOR
LED illuminated HLB160-E: Elevation Head	HLB160-E□R	RED
	HLB160-E□G	GREEN
LED illuminated HLB160-P: Elevation Head with Lock	HLB160-E□Y	YELLOW
	HLB160-E□S	BLUE
	HLB160-E□W	WHITE



### HPB160-M/HPB160-G



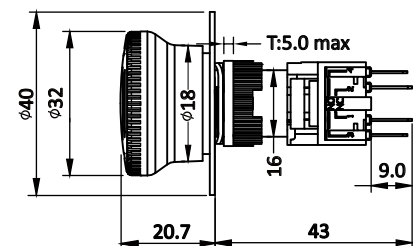
HEAD TYPE	ITEM	CAP COLOR
HPB160-M: Mushroom Head	HPB160-M□R	RED
HLB160-G: Mushroom Head Push- Push to Release		



### HPB160-R



HEAD TYPE	ITEM	CAP COLOR
HPB160-R: Turn To Reset Head	HLB160-R□R	RED



**HIGHLY**

G14

Design, specifications are subject to change without notice.

# CONTROL UNITS

## Operating Characteristics

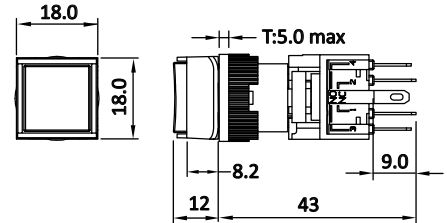
Unit: mm

Item Description Dimensions

### HPB16S-F/HPB16S-L



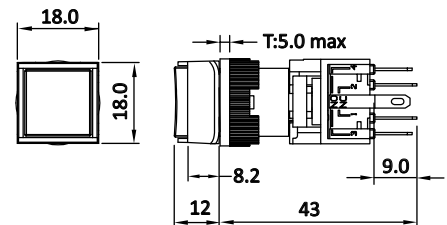
HEAD TYPE	ITEM	CAP COLOR
HPB16S-F:Flush Head	HPB16S-F□R	RED
	HPB16S-F□G	GREEN
HPB16S-L:Flush Head With Lock	HPB16S-F□Y	YELLOW
	HPB16S-F□S	BLUE
	HPB16S-F□W	WHITE
	HPB16S-F□B	BLACK



### HLB16S-F/HLB16S-L



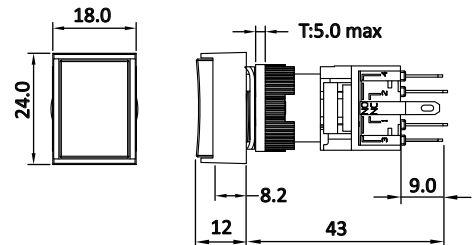
HEAD TYPE	ITEM	CAP COLOR
LED illuminated HLB16S-F:Flush Head	HLB16S-F□R	RED
	HLB16S-F□G	GREEN
LED illuminated HLB16S-L:Flush Head With Lock	HLB16S-F□Y	YELLOW
	HLB16S-F□S	BLUE
	HLB16S-F□W	WHITE
	HLB16S-F□B	BLACK



### HPB16T-F/HPB16T-L



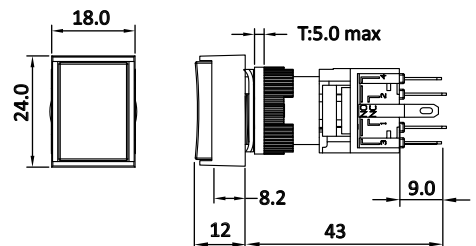
HEAD TYPE	ITEM	CAP COLOR
HPB16T-F:Flush Head	HPB16T-F□R	RED
	HPB16T-F□G	GREEN
HPB16T-L:Flush Head With Lock	HPB16T-F□Y	YELLOW
	HPB16T-F□S	BLUE
	HPB16T-F□W	WHITE
	HPB16T-F□B	BLACK



### HLB16T-F/HLBT-L



HEAD TYPE	ITEM	CAP COLOR
LED illuminated HLB16T-F:Flush Head	HLB16T-F□R	RED
	HLB16T-F□G	GREEN
LED illuminated HLB16T-L:Flush Head With Lock	HLB16T-F□Y	YELLOW
	HLB16T-F□S	BLUE
	HLB16T-F□W	WHITE
	HLB16T-F□B	BLACK



**HIGHLY**

G15

Design, specifications are subject to change without notice.

# CONTROL UNITS

## Product Selection

HSS16 □ - □ □ □ B  
 1 2 3 4 5

### 1. BUTTON TYPE

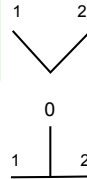
O Ø18  
 T 24x18

### 2. HEAD TYPE

S Normal Shaft  
 K Key

### 3. POSITION

2 2 Position 90°  
 3 3 Position 90°



### 4. CONTACT BLOCKS

11 1NO/1NC  
 22 2NC/2NO  
 33 3NO/3NC

### 5. CAP COLOR

B BLACK

## Operating Characteristics

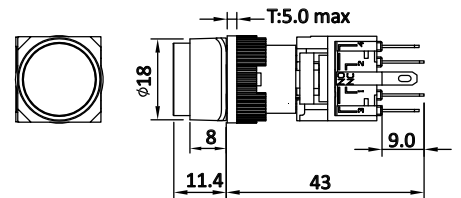
Unit: mm

Item Description Dimensions

### HSS160-S3



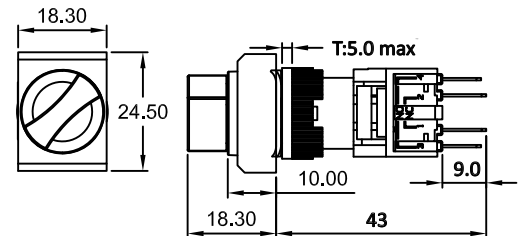
HEAD TYPE	ITEM	CAP COLOR
HSS160-S3: Normal Shaft	HSS160-S3□B	BLACK



### HSS16T-S2



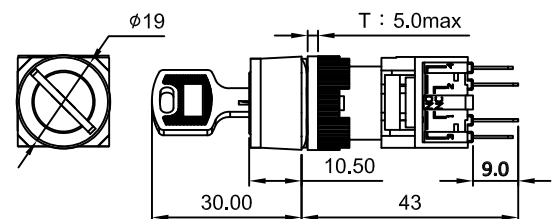
HEAD TYPE	ITEM	CAP COLOR
HSS16T-S2: Normal Shaft	HSS16O-S3□B	BLACK



### HSS160-K2



HEAD TYPE	ITEM	CAP COLOR
HSS160-K2: Key Type	Hss160-K2□B	BLACK



**HIGHLY**

G16

Design, specifications are subject to change without notice.

# CONTROL UNITS

## Operating Characteristics

Unit: mm

Item

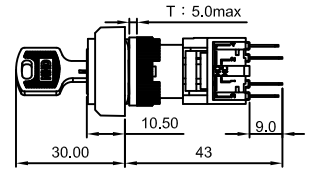
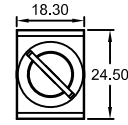
Description

Dimensions

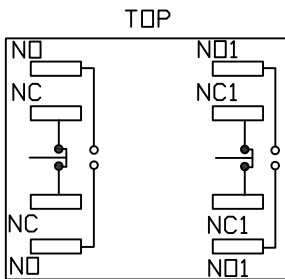
HSS16T-K2



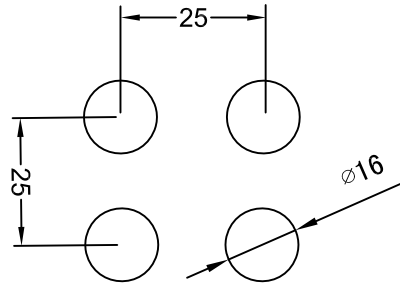
HEAD TYPE	ITEM	CAP COLOR
HSS16T-K2: Key Type	HSS16T-K2□B	BLACK



### Electrical Schematic



### Mounting Holes



**HIGHLY**

G17

Design, specifications are subject to change without notice.